












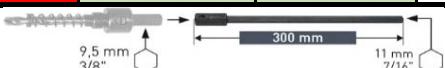











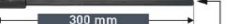



**SCIE-CLOCHE HSS-COBALT 8% ET AVEC POUDRE DE CARBURE  
KLOKZAAG HSS-COBALT 8% EN MET HARDMETAAL POEDER  
HOLE SAWS HSS-COBALT 8% & WITH CARBIDE POWDER**

649: Acier- Staal-Alu- Inox-Rvs- Bois-Hout			649: Acier- Staal-Alu- Inox-Rvs- Bois-Hout			649: Acier- Staal-Alu-Inox- Rvs-Bois-Hout		
L	38 MM	38 MM	L	38 MM	38 MM	L	38 MM	38 MM
Dia	HSS-CO8	HM	Dia	HSS-CO8	HM	Dia	HSS-CO8	HM
	649..	649HM..		649..	649HM..		649..	649HM..
14	014	014	50	050	014	105	105	105
16	016	016	51	051	016	108	108	108
17	017	017	52	052	017	111	111	111
19	019	019	54	054	019	114	114	114
20	020	020	55	055	020	121	121	121
21	021	021	57	057	021	127	127	127
22	022	022	59	059	022	133	133	133
24	024	024	60	060	024	140	140	140
25	025	025	64	064	025	146	146	146
27	027	027	65	065	027	152	152	152
28	028	028	67	067	028	160	160	
29	029	029	68	068	029	168	168	
30	030	030	70	070	030	177	177	
32	032	032	73	073	032	180	180	
33	033	033	75	075	033	185	185	
35	035	035	76	076	035	190	190	
37	037	037	79	079	037	200	200	
38	038	038	83	083	038	210	210	
40	040	040	86	086	040	220	220	
41	041	041	89	089	041	233	233	
43	043	043	92	092	043	250	250	
44	044	044	95	095	044	260	260	
45	045	045	98	098	045	265	265	
46	046	046	100	100	046	279	279	
48	048	048	102	102	048	305	305	

**NE CONVIENT PAS POUR LE METAL - NIET VOOR METAALBEWERKING!!**

<b>649HM</b>	Plastique - Eternit-Verre-Ceramic Kunststof-Eternit-Glas-Keramik	
		
<b>6470</b>	14 à 30mm	6,35mm
		
<b>6472</b>	14 à 30mm	SDS+
		
<b>6471</b>	14 à 30mm	9,50mm
		
<b>6477</b>	6,35mm	L80mm
<b>6477L</b>	6,35mm	L105mm
<b>6477HM</b>	6,35mm	HM-CARBURE
		
<b>647AL1</b>	L 300mm	9,50mm

		
<b>6473</b>	32 à 210mm	9,50mm
		
<b>6474</b>	32 à 210mm	11mm
		
<b>6476</b>	32 à 210mm	SDS+
		
<b>6475</b>	32 à 305mm	11mm
		
<b>647AL2</b>	L 300mm	11mm